



GENERAL PRACTICE ALERT STATE SITREP | 23.02.2024

LANCASHIRE & CUMBRIA DATA

GPAS STATUS

RED

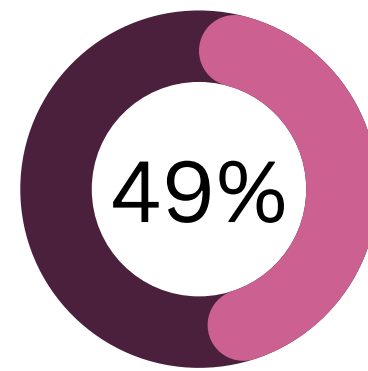
OPEL CONVERSION

3

CLINICAL ACTIVITY

26/1000

RETURN RATE



IMPORTANT FIGURES

702,460

MIN NUMBER OF PATIENTS COVERED BY AMBER + PRACTICES (1)

299,889

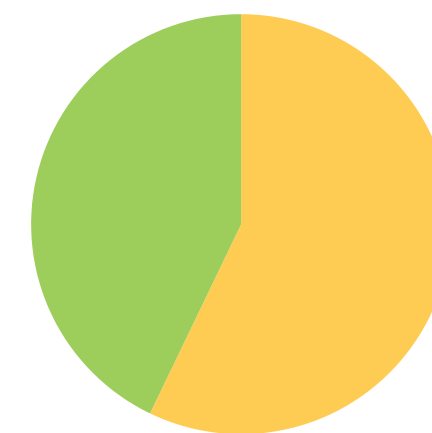
INDICATIVE NUMBER OF PATIENT CONTACTS IN GENERAL PRACTICE THIS WEEK (2)

LOCALITY DATA

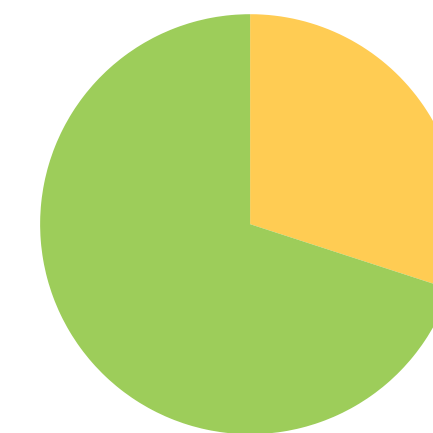
	GPAS STATUS	OPEL STATUS	CLINICAL ACTIVITY	RETURN RATES
--	-------------	-------------	-------------------	--------------

Blackpool			22/1000	44%
Fylde & Wyre			27/1000	56%
Morecambe Bay			25/1000	48%
West Lancs			21/1000	53%
Greater Preston			35/1000	45%
Chorley & S. Ribble			23/1000	54%
East Lancs			27/1000	51%
Blackburn W/Darwen	Insufficient responses			
North Cumbria			27/1000	56%

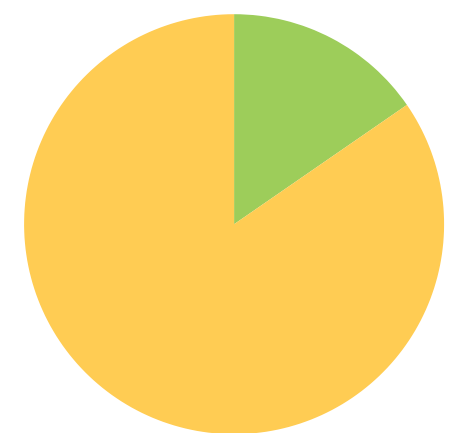
Blackpool



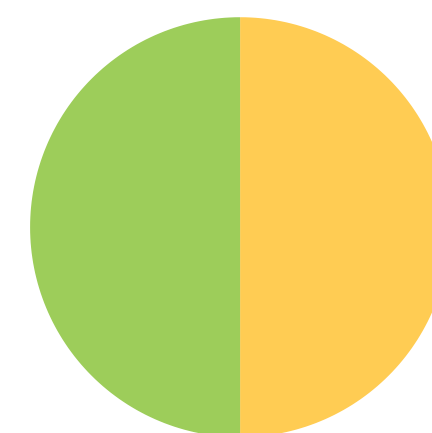
Fylde & Wyre



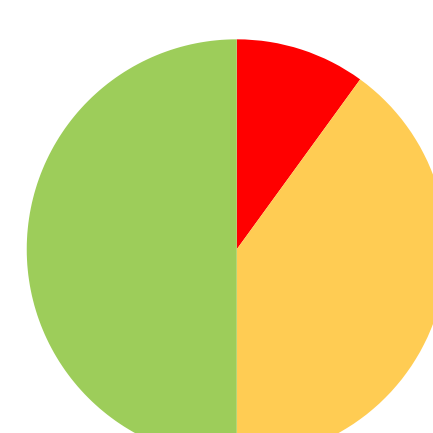
Morecambe Bay



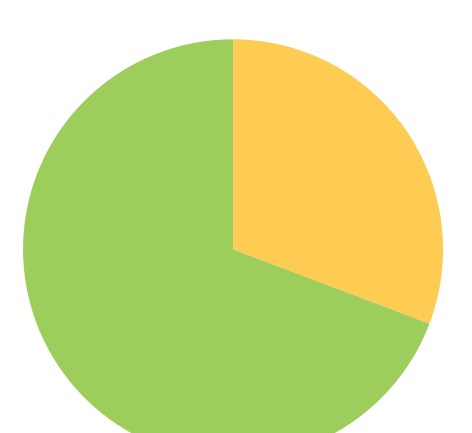
West Lancs



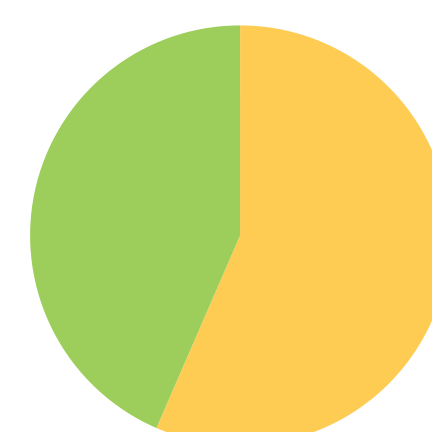
Greater Preston




Chorley & S. Ribble



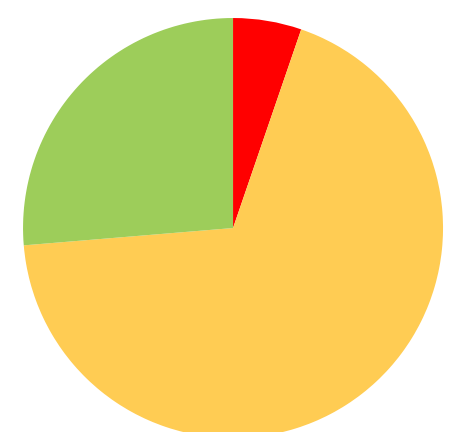
East Lancs



Blackburn W/Darwen



North Cumbria



A SELECTION OF THIS WEEK'S PRACTICE COMMENTS

Sickness through the roof this month.

Another busy Monday, 55 contacts on duty doctor clinic, one clinician off sick.

GPAS CHANGE SINCE LAST SITREP

	Last Week	This Week	Trend	Note
Blackpool			↑	OPEL 2 to OPEL 3
Fylde & Wyre			→	
Morecambe Bay			↑	OPEL 4
West Lancs			↑	OPEL 2 to OPEL 3
Greater Preston			↑	OPEL 2 to OPEL 3
Chorley & S. Ribble			→	
East Lancs			→	
Blackburn W/Darwen				
North Cumbria			↑	OPEL 2 to OPEL 3

A QUICK GUIDE TO THE GPAS STATES

- BLACK** Practice will fail within one month. Urgent system intervention required.
- RED** Sustainable in the short term. Needs system support.
- AMBER** Sustainable in the medium term (6 months max). Probably needs system support.
- GREEN** Fully Sustainable.

LMC NOTE:

GP surgeries are experiencing increased pressure across the Lancashire and Cumbria area and this is taking its toll on the staff having to work extra hard. Please continue to share your data with us so that we can ensure the system is aware of any capacity and demand concerns pertaining to General Practice.

(1) This figure is accurate and is the sum of the list sizes submitting from those Practices registering as amber, Red and Black
 (2) This figure is approximate and calculated by using the clinical activity figure for Lancashire & Cumbria multiplied by 5